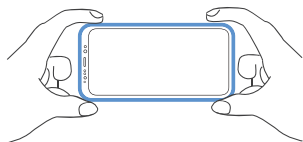


- 1** Begin by cleaning the screen with the Wet and Dry Wipes.



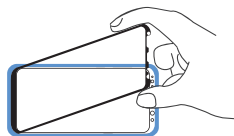
- 2** Remove any case from the phone. Place the Easy Installation Tray on the phone.



- 3** Peel off the mask film from the Screen Protector.



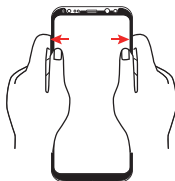
- 4** Using the Easy Installation Tray, line up the bottom of the protector to the phone. Carefully place the protector onto the phone.



- 5** Remove the Easy Installation Tray.



- 6** Press FIRMLY around all the edges to seal the protector in place.



## Damaged or Arrived Broken?

Try our 1-Click Warranty Claim

Go to [TechMatte.com/WarrantyClaim](https://TechMatte.com/WarrantyClaim)



Scan the QR Code Below.



---

## Want More Coverage?

Unlock our Lifetime Warranty

Go to [TechMatte.com/Register](https://TechMatte.com/Register)



amFilm®

## Installation Guide

Scan Me



or visit

[www.TechMatte.com/install/tray](https://www.TechMatte.com/install/tray)