

TECHmatte
amFilm TEMPERED GLASS
Screen Protectors

Stay Connected with TechMatte!



Installation Instructions

Follow the included steps to install your amFilm Ultra-Clear Tempered Glass screen protector.

PREPARATION – for optimal results, please thoroughly read all instructions before installing your new Glass screen protector.

- 1 Wash and dry your hands thoroughly – helps to remove any oils and dirt.



- 2 Clean your device's screen – use the included cleaning wipe to clear the entire screen. Then use the provided microfiber cleaning cloth to wipe the screen.



- 3 Use the dust removal sticker to pick any dust particles still left behind. **Do NOT touch the screen once it has been cleaned.



INSTALLATION

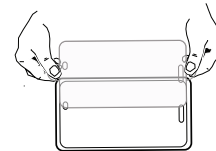
- 1 Grasp the **Step 1 Tab** to remove the protective film layer. **Do not touch the adhesive side once the protective film layer is removed.



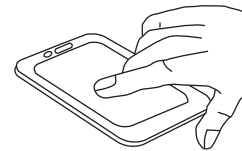
- 2 Ensure that the adhesive side of the screen protector is facing down. With your fingertips, carefully hold the two tabs on either end of the screen protector.



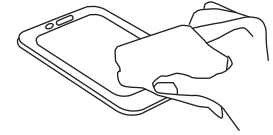
- 3 Align the screen protector with the home button. This placement must be precise. Using the tabs, slowly lower the Glass protector onto your device. This must be done with utmost precision.



- 4 Once the glass is in place, lightly press the center of the protector and then gently slide your fingertip across the screen from top to bottom.



- 5 Eliminate any bubbles by using your fingers to firmly push bubbles off towards the edges of the Glass, OR by using the included Bubble Removal Card (credit card) wrapped in the microfiber cleaning cloth to push bubbles out.



NOTES:

- 1 Please use caution by avoiding strong impact and bending, although it is tempered glass, it can break under extreme pressure.
- 2 Always use caution when removing this glass – whether broken or intact.
- 3 Tempered Glass screen protectors are only intended for a one time use – only remove this Glass when discarding and not in an attempt to reinstall.
- 4 Keep out of reach of children.

QUESTIONS?

If you have any problems or questions, in regards to your installation, please feel free to contact us at support@techmatte.com

We will be more than happy to assist you further.