

Damaged or Arrived Broken?

Try our 1-Click Warranty Claim

Go to TechMatte.com/WarrantyClaim

OR

Scan the QR Code Below.



amFilm®

Installation Guide

Scan Me



or visit

www.TechMatte.com/install/tray

Want More Coverage?

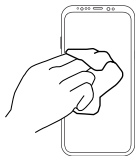
Unlock our Lifetime Warranty

Go to TechMatte.com/Register

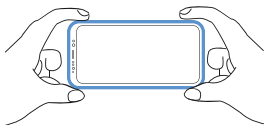
OR



- 1** Begin by cleaning the screen with the Wet Wipes and the Microfiber Cleaning Cloth.



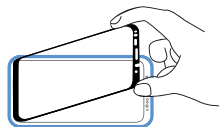
- 2** Remove any case from the phone. Place the Easy Installation Tray on the phone.



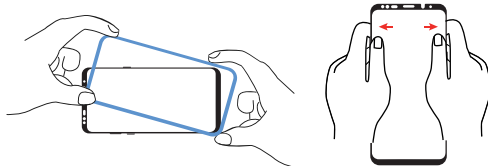
- 3** Peel off the mask film from the Screen Protector.



- 4** Using the Easy Installation Tray, line up the bottom of the protector to the phone. Carefully place the protector onto the phone.



- 5** Remove the Easy Installation Tray and press FIRMLY around all edges to seal the protector in place.



- 6** Go to your Settings App and turn on "Touch Sensitivity" to ensure proper use of this feature. Settings>Search>Touch Sensitivity

