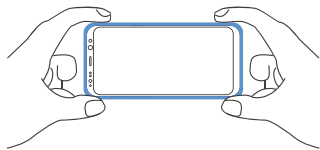


1 Begin by cleaning your screen with the Wet and Dry Wipes.



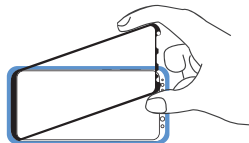
2 Remove any case from your phone. Place the Easy Installation Tray on the phone.



3 Peel off the mask film from the Screen Protector.



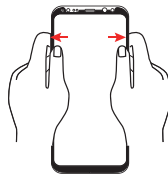
4 Using the Easy Installation Tray, line up the bottom of the protector to the phone. Carefully place the protector onto the phone.



5 Remove the Easy Installation Tray.



6 Press FIRMLY around all edges to seal the protector in place.



Damaged or Arrived Broken?

Try our 1-Click Warranty Claim

Go to TechMatte.com/WarrantyClaim

OR

Scan the QR Code Below.



Want More Coverage?

Unlock our Lifetime Warranty

Go to TechMatte.com/Register

OR

Scan the QR Code Below.



amFilm[®]

Installation Guide

with Easy Installation Tray

Scan Me



or visit

www.TechMatte.com/install/tray